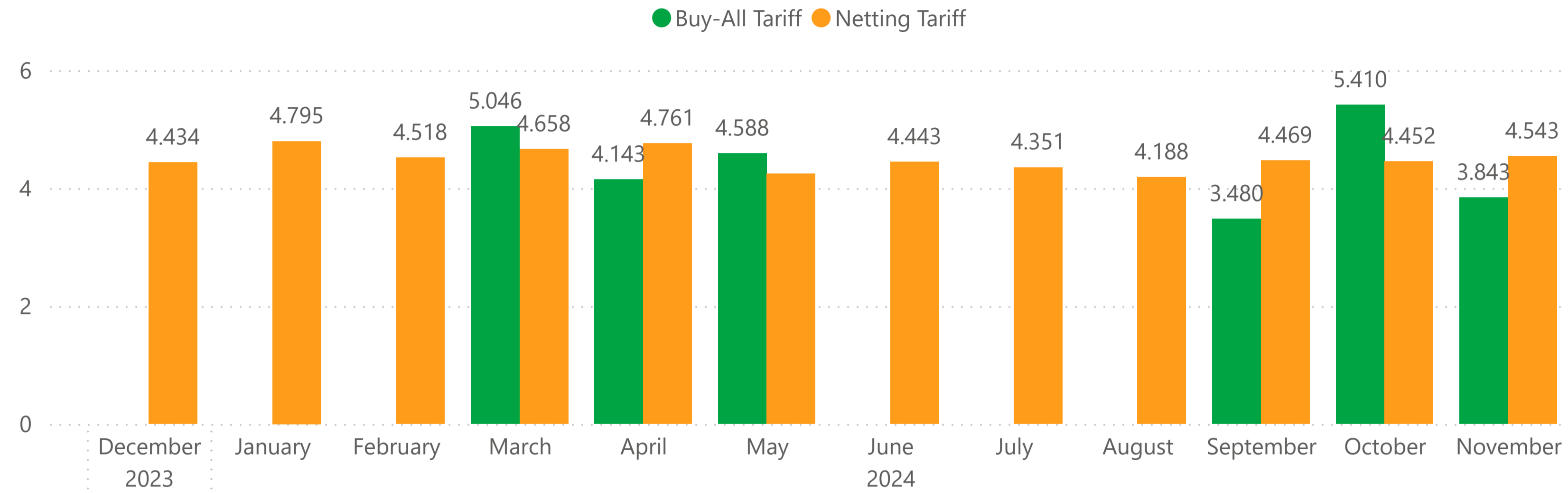


Solar Only Systems - Customer Owned

Type of Tariff	Average DC Cost Per Watt	Projects
Buy-All Tariff	4.24	3
November 2024	3.84	1
October 2024	5.41	1
September 2024	3.48	1
Netting Tariff	4.42	316
November 2024	4.54	49
October 2024	4.45	50
September 2024	4.47	54
August 2024	4.19	46
July 2024	4.35	65
June 2024	4.44	52
Total	4.42	319

Average Cost Per Watt

Solar Only Systems - Customer Owned

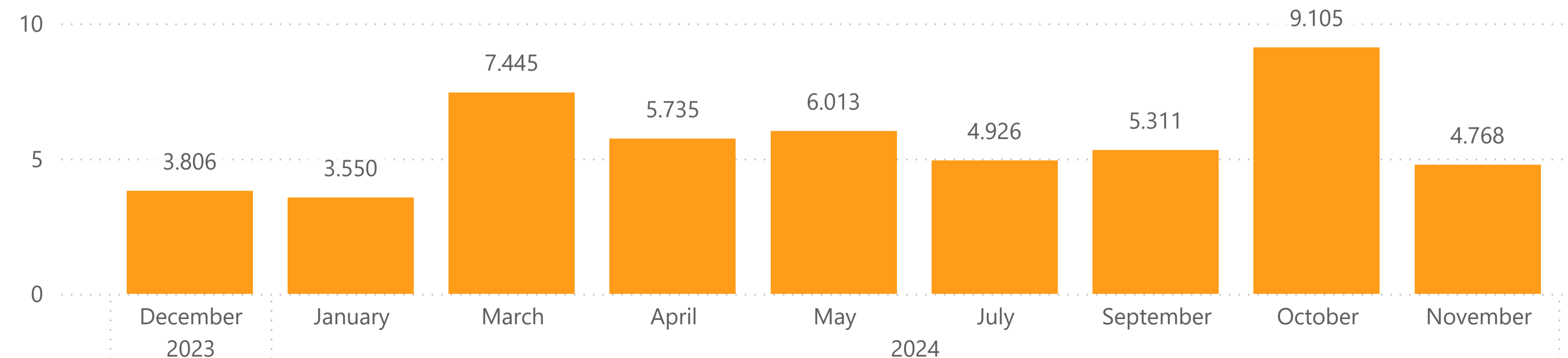


Solar Plus Storage Systems - Customer Owned

Type of Tariff	Average DC Cost Per Watt	Projects
Netting Tariff	5.78	11
November 2024	4.77	2
October 2024	9.10	1
September 2024	5.31	2
August 2024	-	2
July 2024	4.93	3
June 2024	-	1
Total	5.78	11

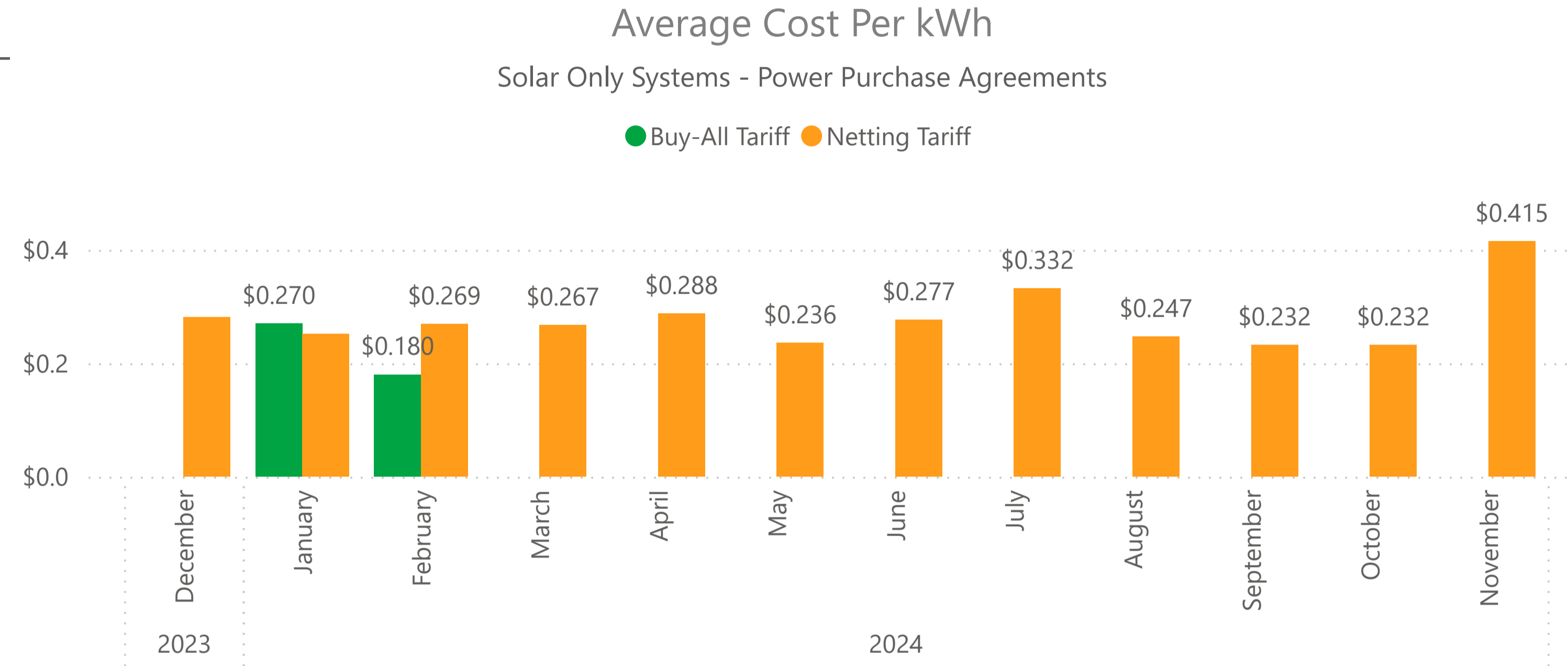
Netting Tariff - Average Cost Per Watt

Solar Plus Storage Systems - Customer Owned



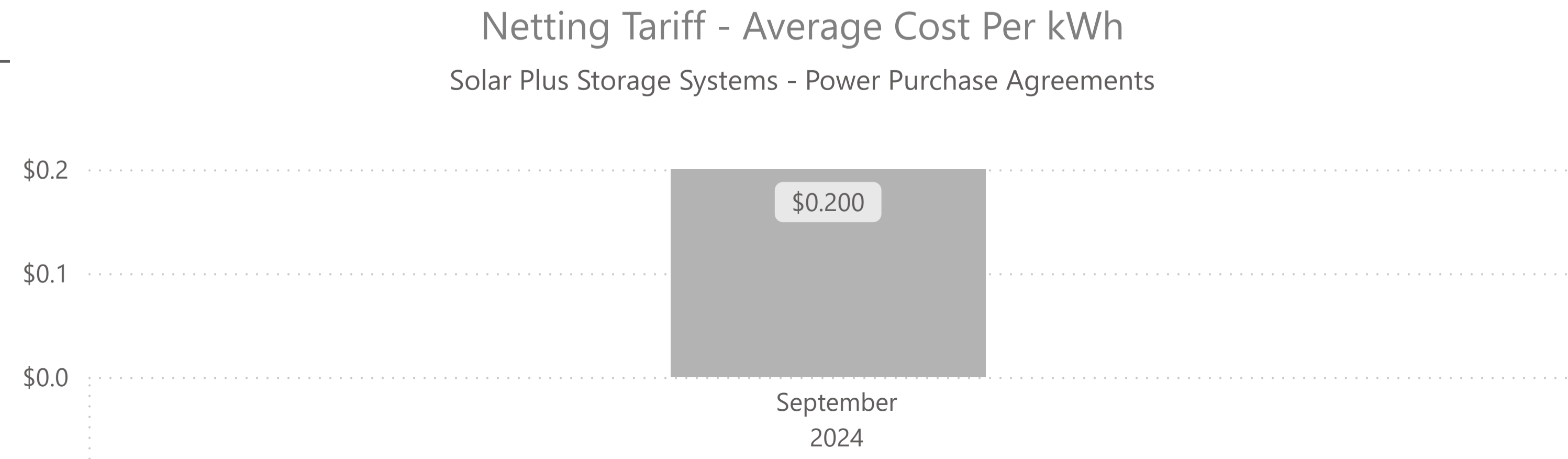
Solar Only Systems - Power Purchase Agreements

Type of Tariff	Average Cost Per kWh	Projects
Netting Tariff	\$0.292	308
November 2024	\$0.415	61
October 2024	\$0.232	61
September 2024	\$0.232	43
August 2024	\$0.247	45
July 2024	\$0.332	40
June 2024	\$0.277	58
Total	\$0.292	308



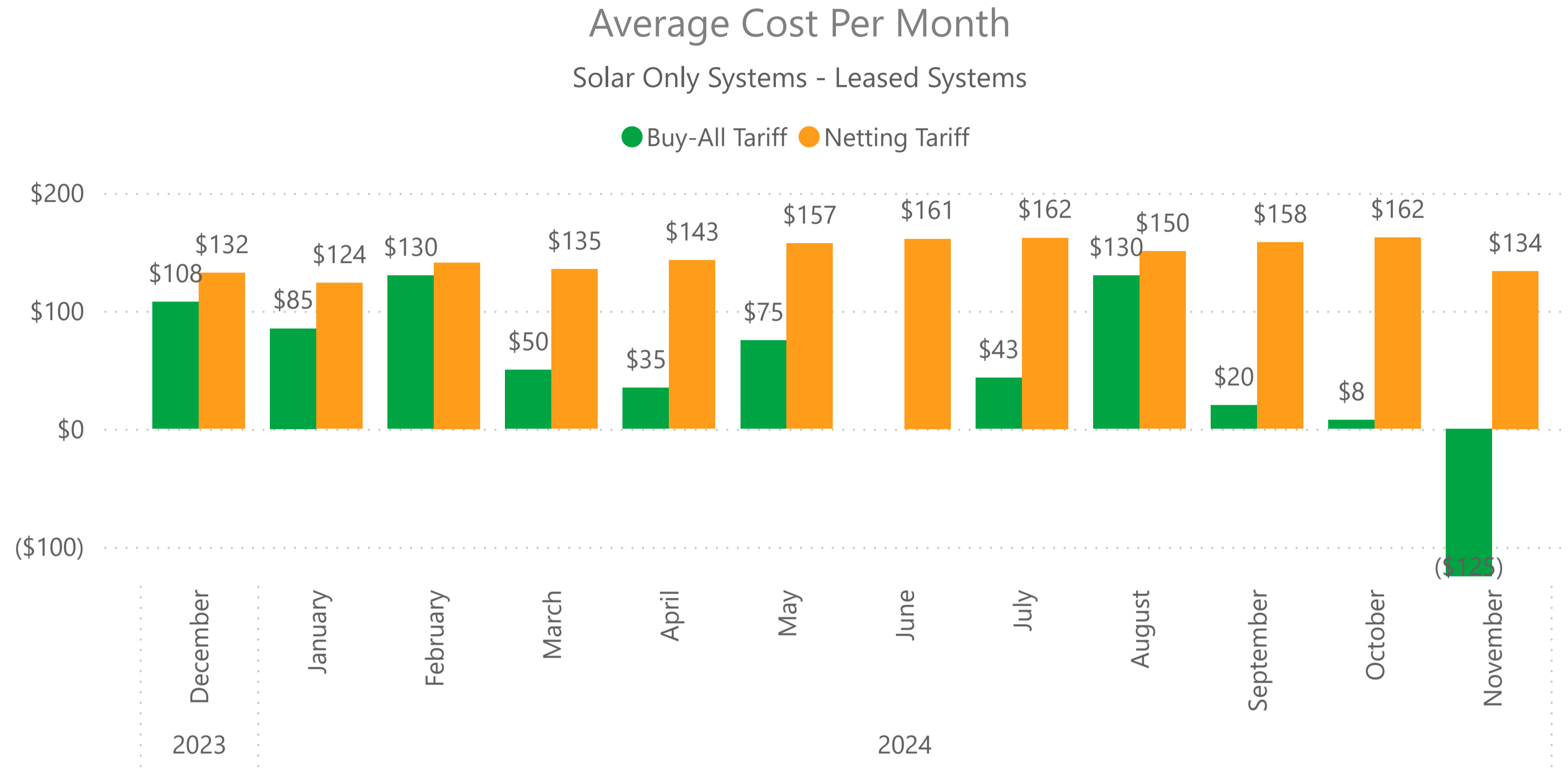
Solar Plus Storage Systems - Power Purchase Agreements

Type of Tariff	Average Cost Per kWh	Projects
Netting Tariff	\$0.2	1
September 2024	\$0.2	1
Total	\$0.2	1



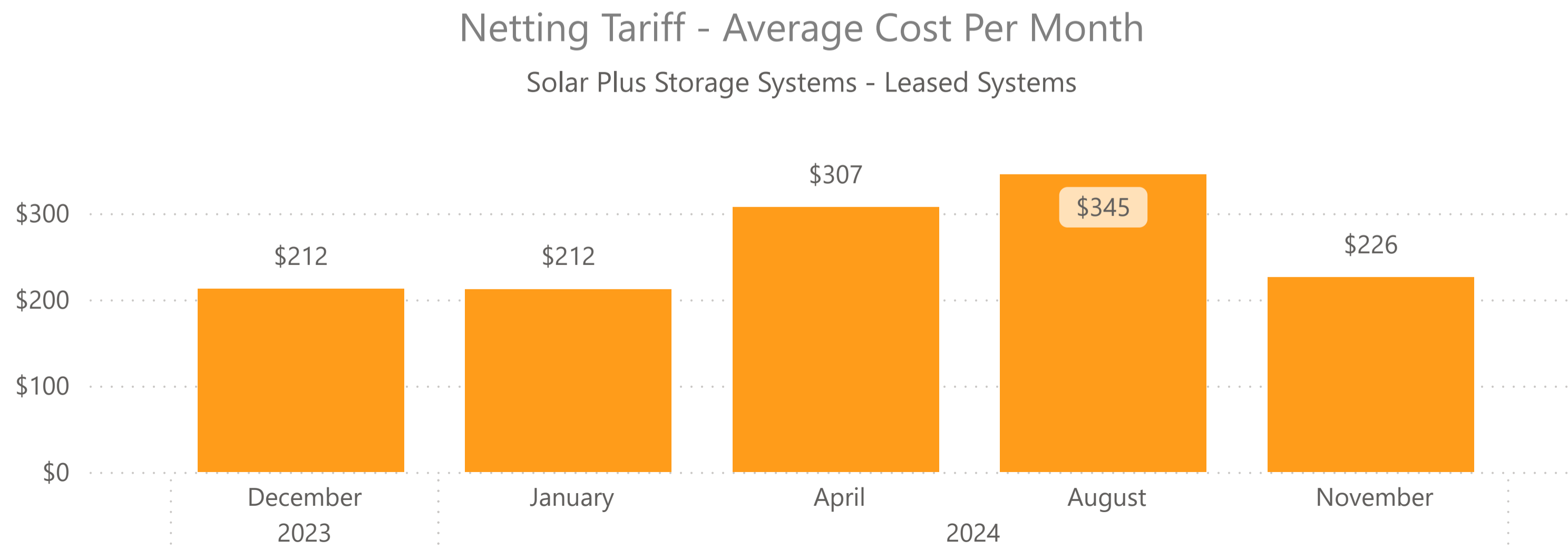
Solar Only Systems - Leased Systems

Type of Tariff	Average Cost Per Month	Projects
Buy-All Tariff	\$13.13	9
November 2024	(\$125.00)	1
October 2024	\$7.50	4
September 2024	\$20.00	2
August 2024	\$130.00	1
July 2024	\$43.13	1
Netting Tariff	\$154.76	413
November 2024	\$133.64	67
October 2024	\$162.17	77
September 2024	\$157.90	55
August 2024	\$150.40	68
July 2024	\$161.87	63
June 2024	\$161.01	83
Total	\$151.74	422



Solar Plus Storage Systems - Leased Systems

Type of Tariff	Average Cost per Month	Projects
Netting Tariff	\$249.50	5
November 2024	\$225.62	4
August 2024	\$345.00	1
Total	\$249.50	5



All Systems - Customer Owned - 25kW or less

Type of Tariff	Distressed Municipality	Low Income	Non EJC
Buy-All Tariff	50.00%	21.43%	28.57%
November 2024	33.33%		66.67%
October 2024	60.00%	40.00%	
September 2024	33.33%		66.67%
August 2024	50.00%	50.00%	
July 2024	100.00%		
Netting Tariff	44.61%	3.72%	51.67%
November 2024	46.56%	5.29%	48.15%
October 2024	44.21%	6.32%	49.47%
September 2024	50.31%	1.89%	47.80%
August 2024	46.39%	4.22%	49.40%
July 2024	40.46%	1.73%	57.80%
June 2024	40.70%	2.51%	56.78%
Total	44.68%	3.94%	51.38%

Underserved Enrollment

Solar Only Systems - Customer Owned - 25kW or less

● Distressed Municipality ● Low Income ● Non EJC

