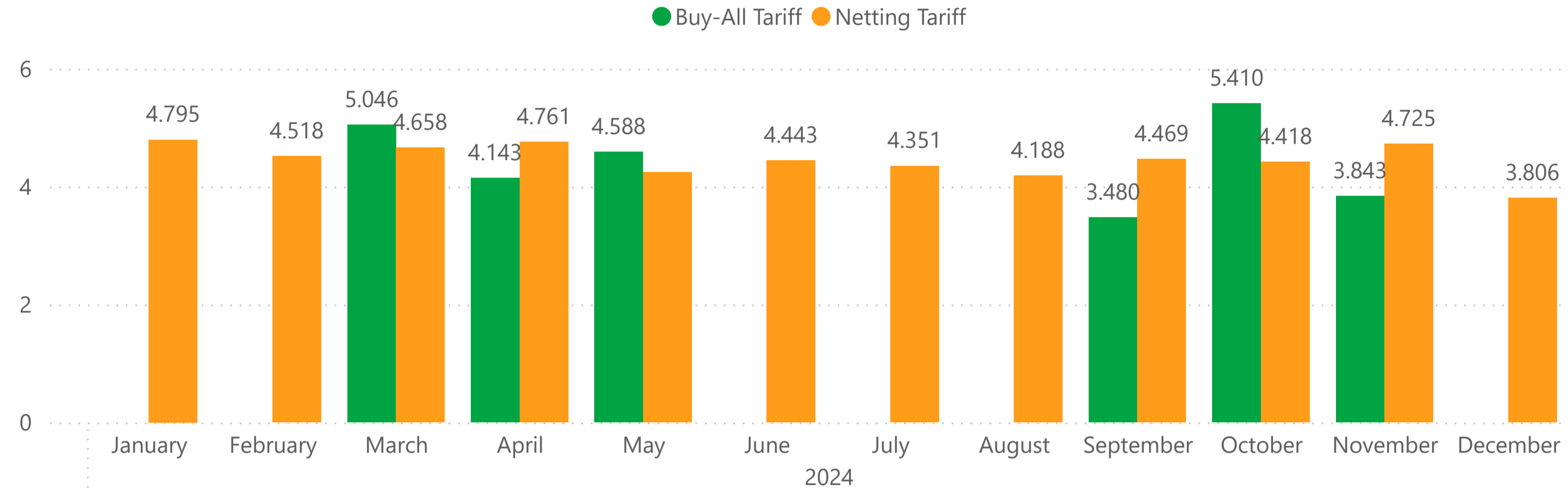


Solar Only Systems - Customer Owned

Type of Tariff	Average DC Cost Per Watt	Projects
Buy-All Tariff	4.24	3
November 2024	3.84	1
October 2024	5.41	1
September 2024	3.48	1
Netting Tariff	4.35	293
December 2024	3.81	36
November 2024	4.73	44
October 2024	4.42	48
September 2024	4.47	54
August 2024	4.19	46
July 2024	4.35	65
Total	4.35	296

Average Cost Per Watt

Solar Only Systems - Customer Owned

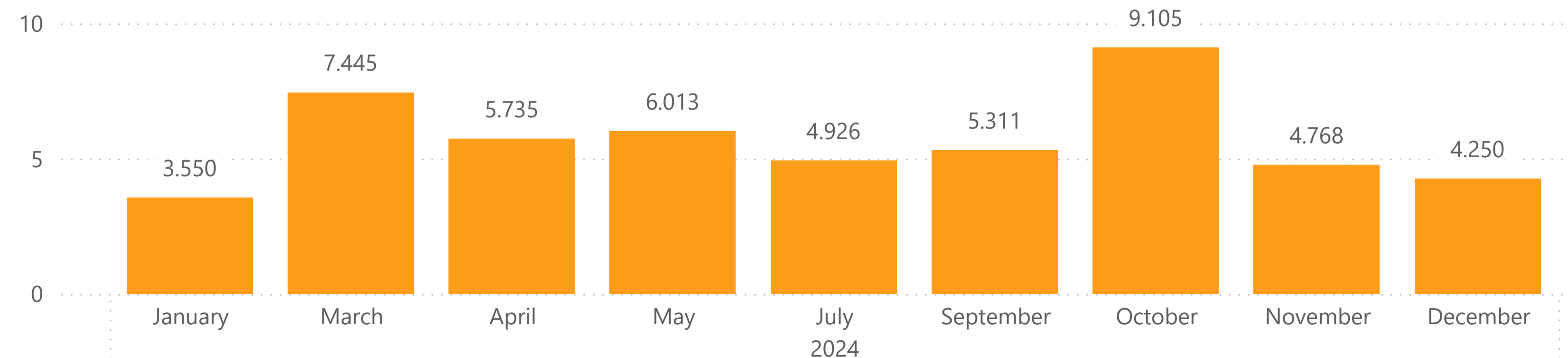


Solar Plus Storage Systems - Customer Owned

Type of Tariff	Average DC Cost Per Watt	Projects
Netting Tariff	5.34	12
December 2024	4.25	2
November 2024	4.77	2
October 2024	9.10	1
September 2024	5.31	2
August 2024		2
July 2024	4.93	3
Total	5.34	12

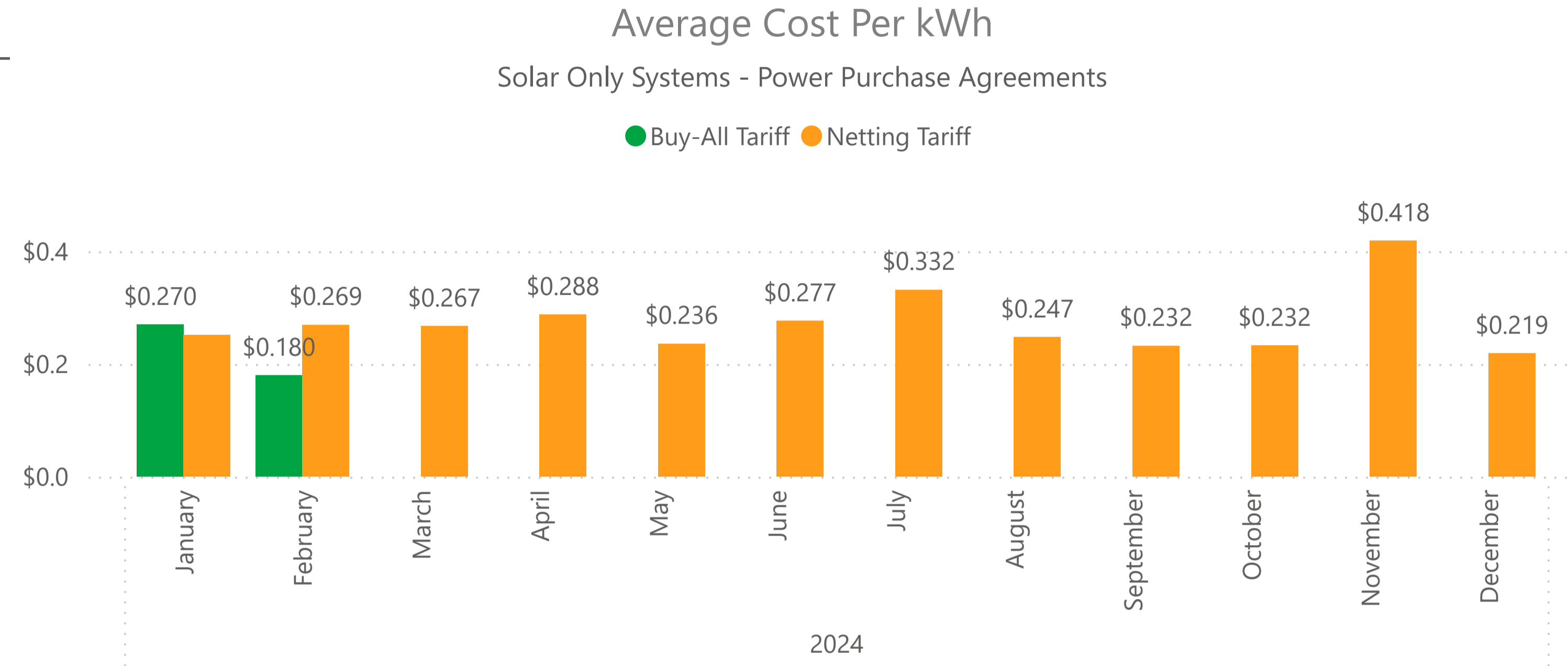
Netting Tariff - Average Cost Per Watt

Solar Plus Storage Systems - Customer Owned



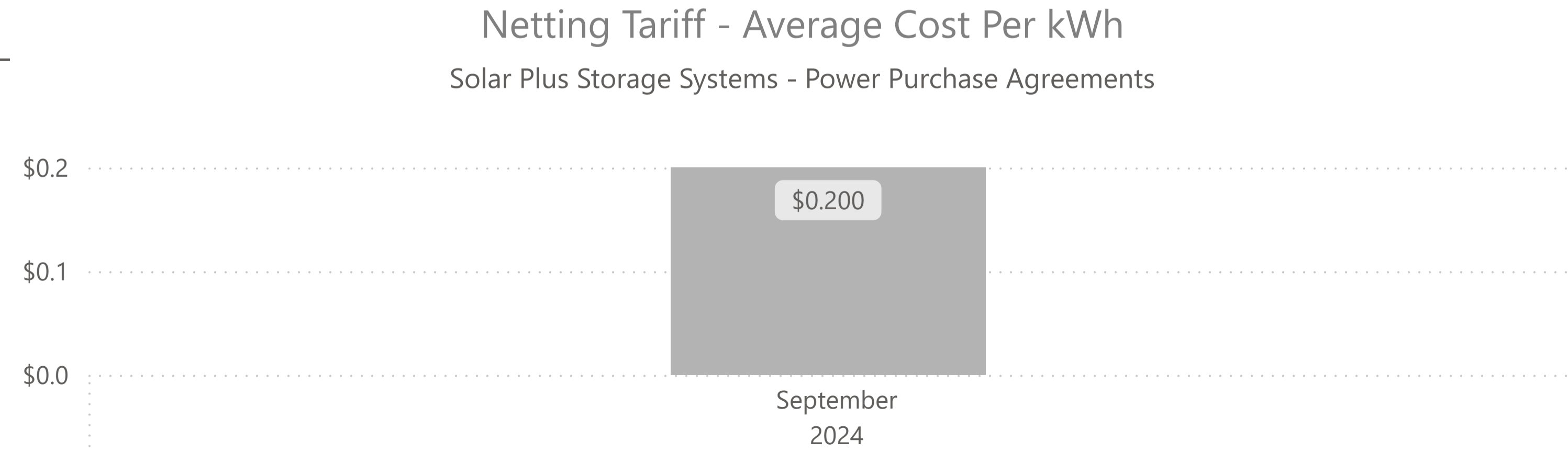
Solar Only Systems - Power Purchase Agreements

Type of Tariff	Average Cost Per kWh	Projects
Netting Tariff	\$0.284	295
December 2024	\$0.219	46
November 2024	\$0.418	60
October 2024	\$0.232	61
September 2024	\$0.232	43
August 2024	\$0.247	45
July 2024	\$0.332	40
Total	\$0.284	295



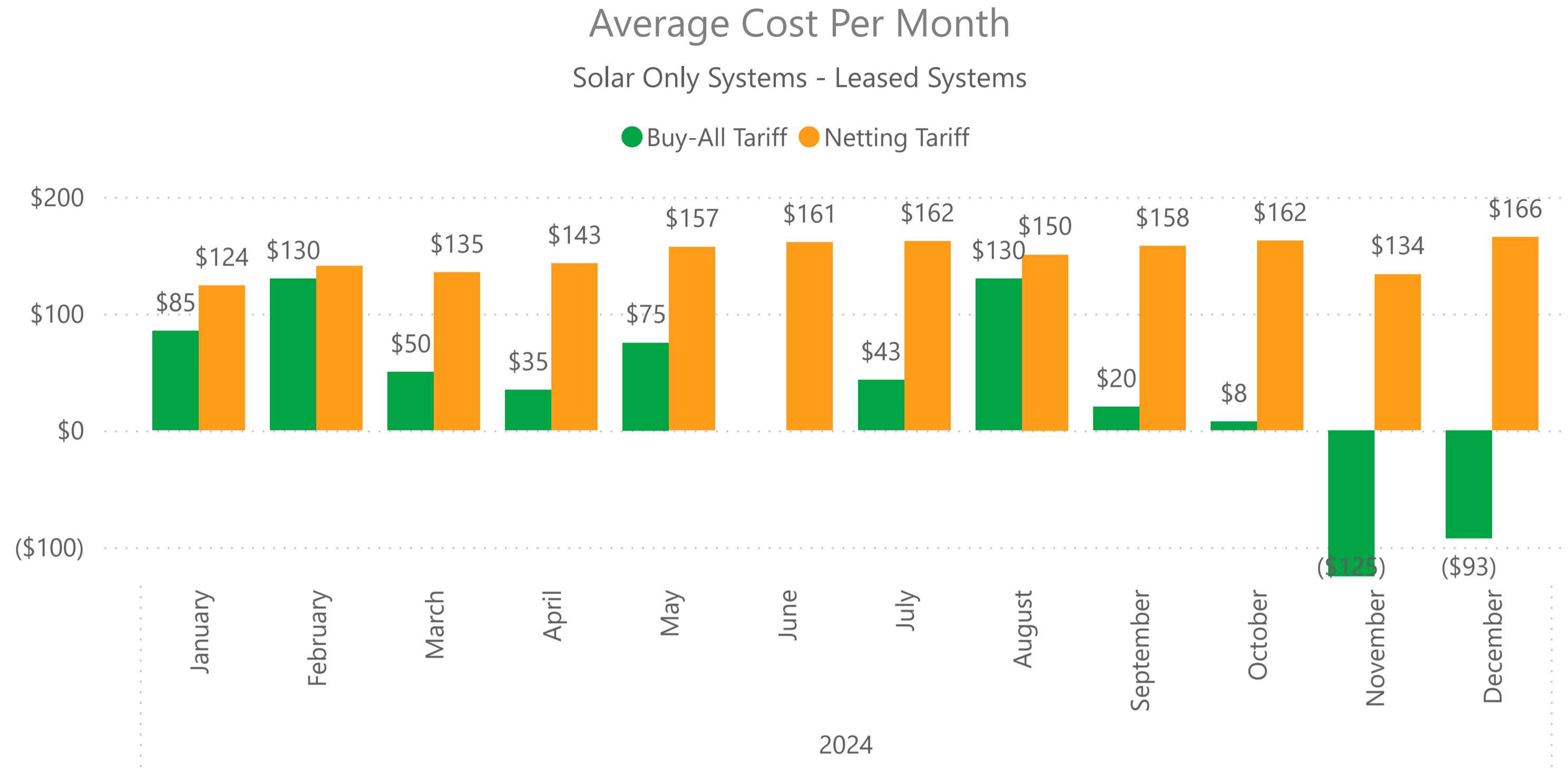
Solar Plus Storage Systems - Power Purchase Agreements

Type of Tariff	Average Cost Per kWh	Projects
Netting Tariff	\$0.2	1
September 2024	\$0.2	1
Total	\$0.2	1



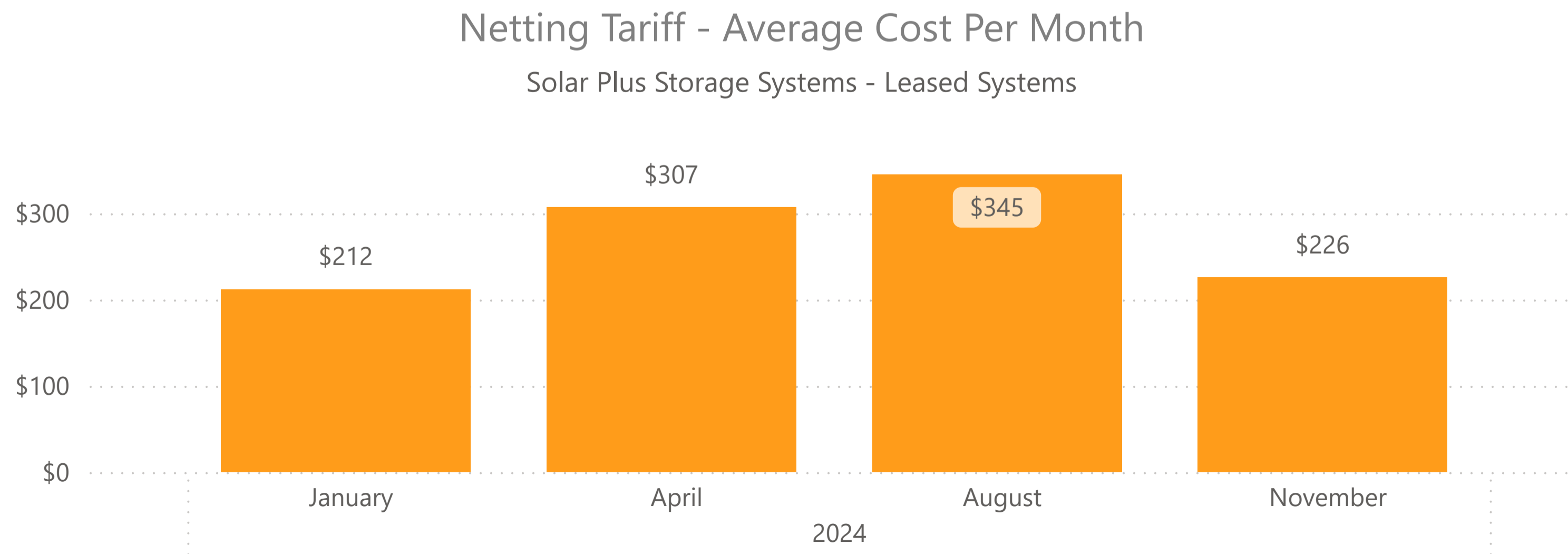
Solar Only Systems - Leased Systems

Type of Tariff	Average Cost Per Month	Projects
Buy-All Tariff	(\$6.08)	11
December 2024	(\$92.50)	2
November 2024	(\$125.00)	1
October 2024	\$7.50	4
September 2024	\$20.00	2
August 2024	\$130.00	1
July 2024	\$43.13	1
Netting Tariff	\$154.91	383
December 2024	\$165.64	53
November 2024	\$133.64	67
October 2024	\$162.17	77
September 2024	\$157.90	55
August 2024	\$150.40	68
July 2024	\$161.87	63
Total	\$150.41	394



Solar Plus Storage Systems - Leased Systems

Type of Tariff	Average Cost per Month	Projects
Netting Tariff	\$249.50	5
November 2024	\$225.62	4
August 2024	\$345.00	1
Total	\$249.50	5



All Systems - Customer Owned - 25kW or less

Type of Tariff	Distressed Municipality	Low Income	Non EJC
Buy-All Tariff	56.25%	18.75%	25.00%
December 2024	100.00%		
November 2024	33.33%		66.67%
October 2024	60.00%	40.00%	
September 2024	33.33%		66.67%
August 2024	50.00%	50.00%	
July 2024	100.00%		
Netting Tariff	46.08%	4.27%	49.65%
December 2024	49.28%	5.80%	44.93%
November 2024	46.99%	5.46%	47.54%
October 2024	44.15%	6.38%	49.47%
September 2024	50.31%	1.89%	47.80%
August 2024	46.39%	4.22%	49.40%
July 2024	40.46%	1.73%	57.80%
Total	46.24%	4.50%	49.27%

Underserved Enrollment

Solar Only Systems - Customer Owned - 25kW or less

