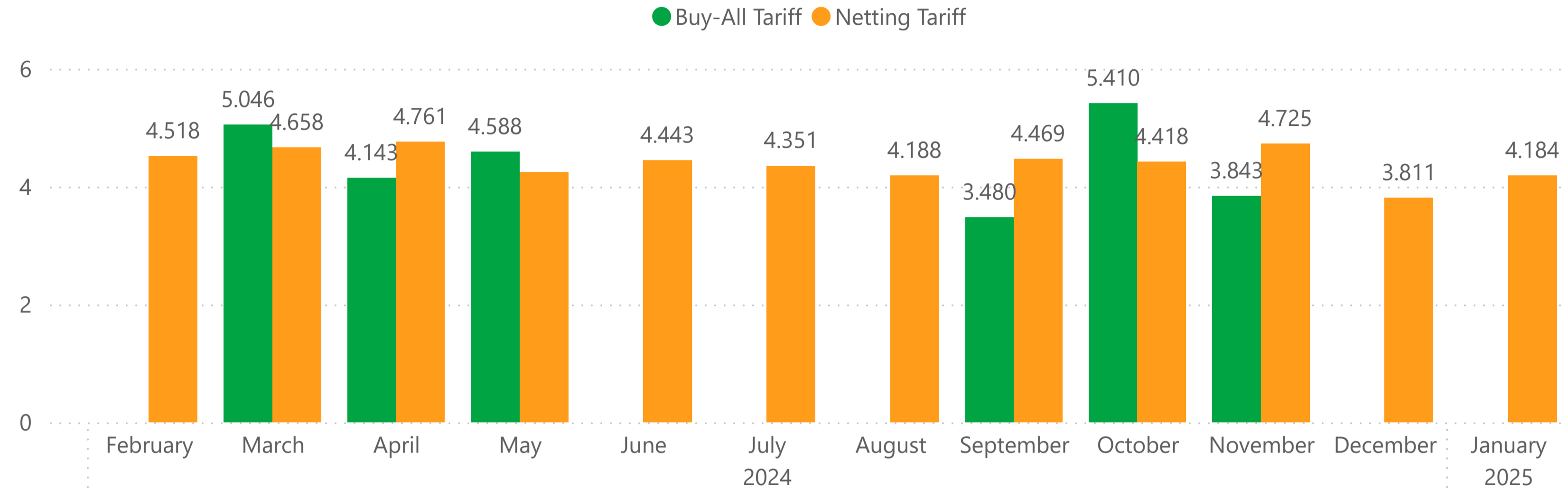


### Solar Only Systems - Customer Owned

Type of Tariff	Average DC Cost Per Watt	Projects
<b>Buy-All Tariff</b>	<b>4.24</b>	<b>3</b>
November 2024	3.84	1
October 2024	5.41	1
September 2024	3.48	1
<b>Netting Tariff</b>	<b>4.31</b>	<b>308</b>
January 2025	4.18	81
December 2024	3.81	35
November 2024	4.73	44
October 2024	4.42	48
September 2024	4.47	54
August 2024	4.19	46
<b>Total</b>	<b>4.31</b>	<b>311</b>

### Average Cost Per Watt

Solar Only Systems - Customer Owned

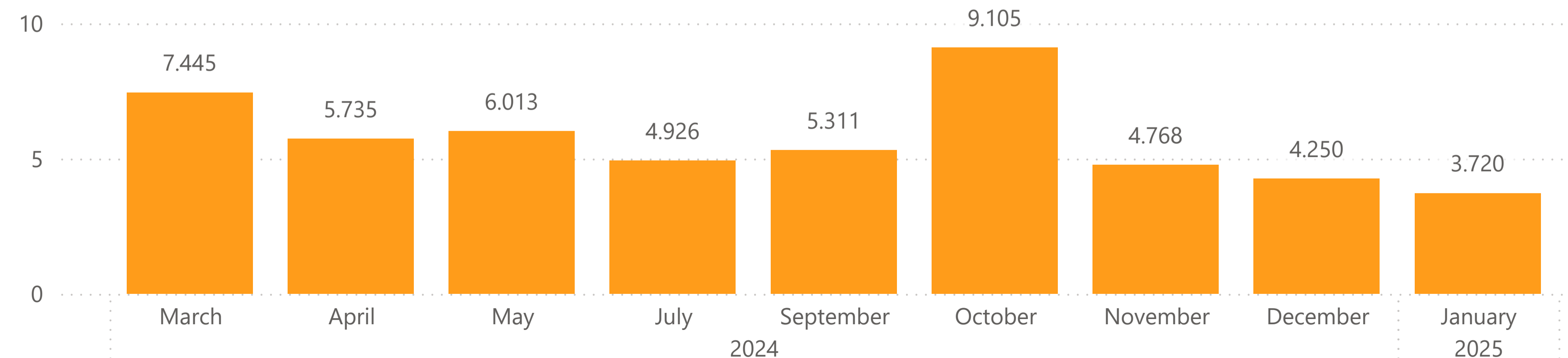


### Solar Plus Storage Systems - Customer Owned

Type of Tariff	Average DC Cost Per Watt	Projects
<b>Netting Tariff</b>	<b>4.85</b>	<b>12</b>
January 2025	3.72	3
December 2024	4.25	2
November 2024	4.77	2
October 2024	9.10	1
September 2024	5.31	2
August 2024	-	2
<b>Total</b>	<b>4.85</b>	<b>12</b>

### Netting Tariff - Average Cost Per Watt

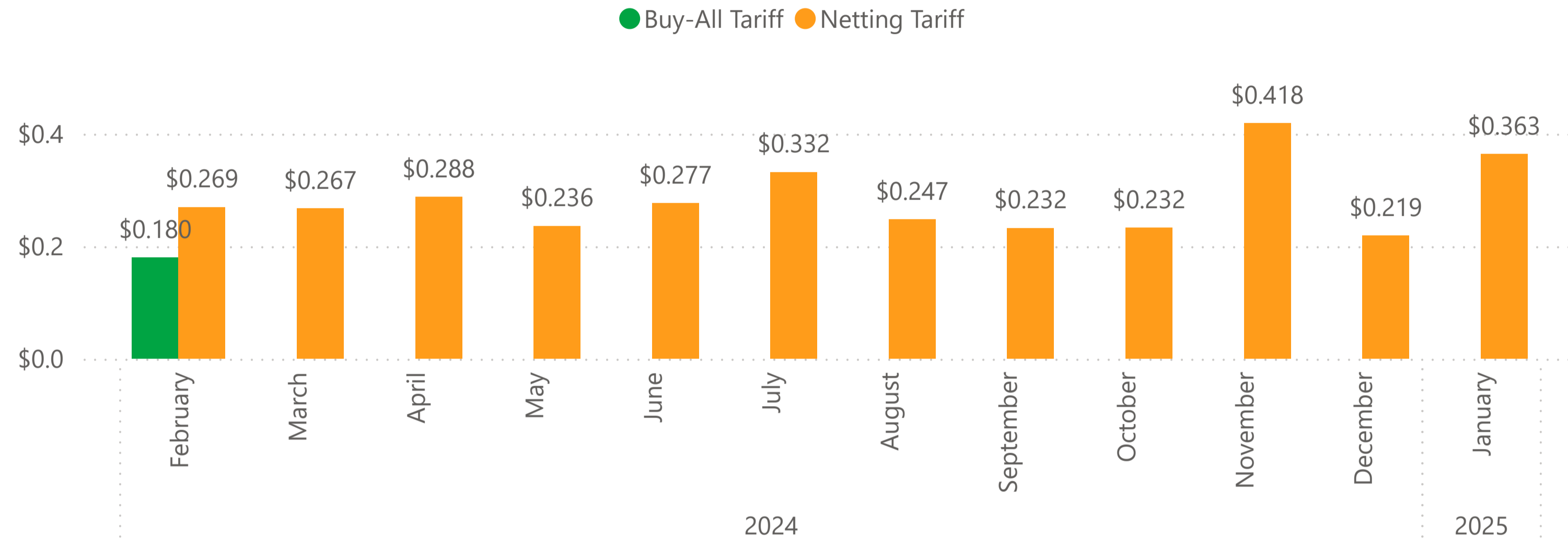
Solar Plus Storage Systems - Customer Owned



### Solar Only Systems - Power Purchase Agreements

Type of Tariff	Average Cost Per kWh	Projects
<b>Netting Tariff</b>	<b>\$0.312</b>	<b>429</b>
January 2025	\$0.363	174
December 2024	\$0.219	46
November 2024	\$0.418	60
October 2024	\$0.232	61
September 2024	\$0.232	43
August 2024	\$0.247	45
<b>Total</b>	<b>\$0.312</b>	<b>429</b>

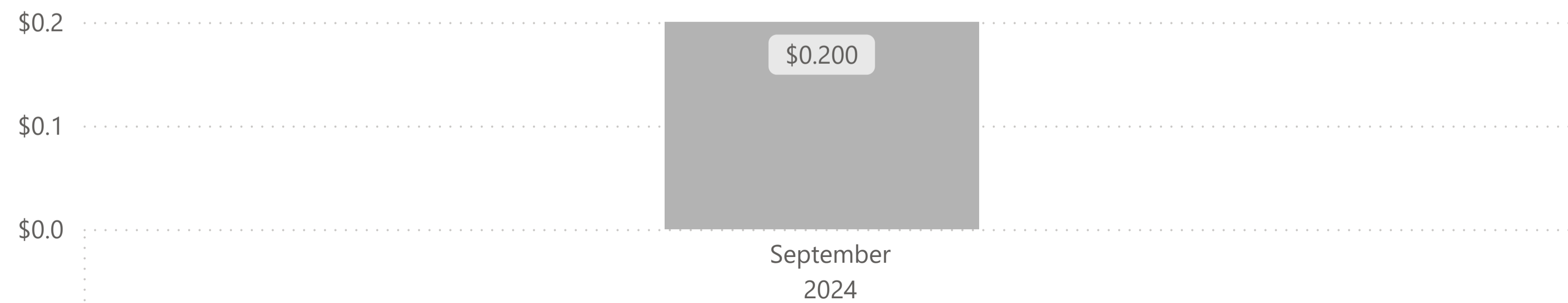
Average Cost Per kWh  
Solar Only Systems - Power Purchase Agreements



### Solar Plus Storage Systems - Power Purchase Agreements

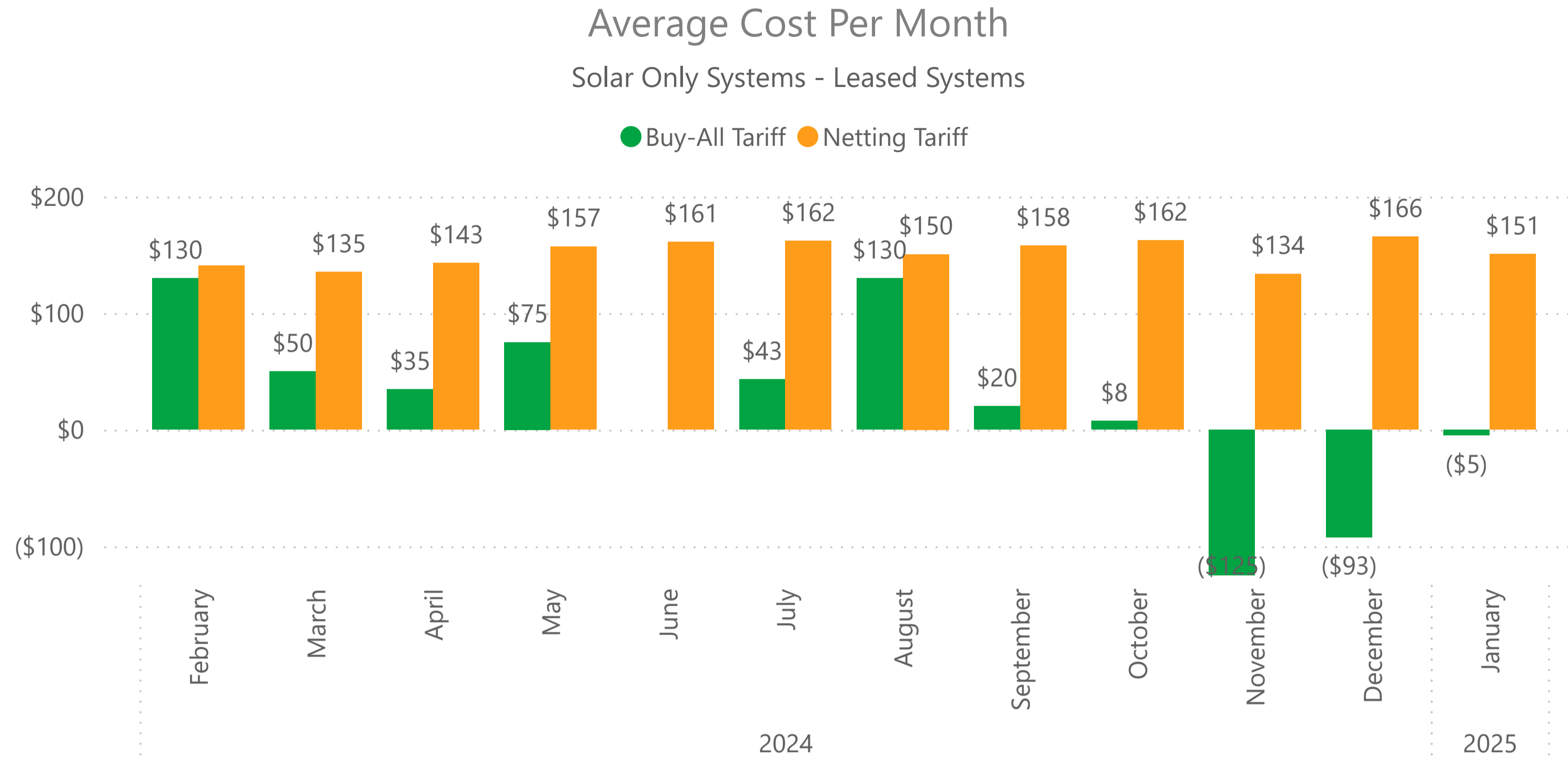
Type of Tariff	Average Cost Per kWh	Projects
<b>Netting Tariff</b>	<b>\$0.2</b>	<b>1</b>
September 2024	\$0.2	1
<b>Total</b>	<b>\$0.2</b>	<b>1</b>

Netting Tariff - Average Cost Per kWh  
Solar Plus Storage Systems - Power Purchase Agreements



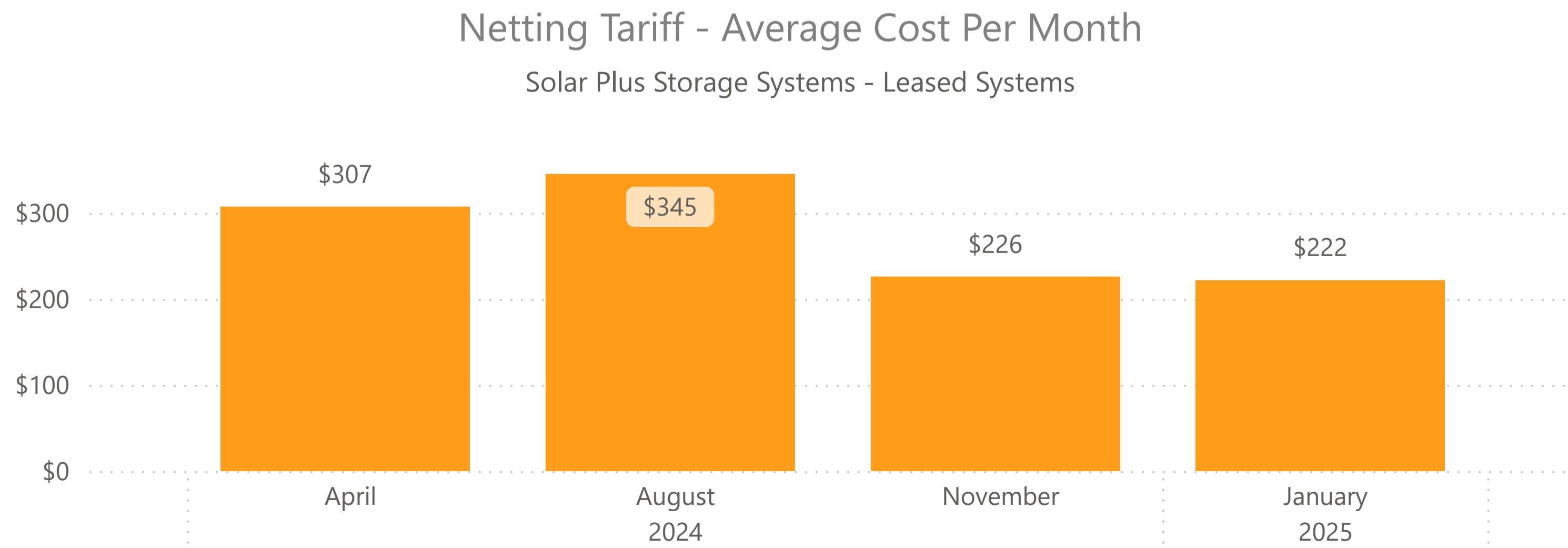
### Solar Only Systems - Leased Systems

Type of Tariff	Average Cost Per Month	Projects
<b>Buy-All Tariff</b>	<b>(\$9.59)</b>	<b>13</b>
January 2025	(\$4.89)	3
December 2024	(\$92.50)	2
November 2024	(\$125.00)	1
October 2024	\$7.50	4
September 2024	\$20.00	2
August 2024	\$130.00	1
<b>Netting Tariff</b>	<b>\$152.82</b>	<b>419</b>
January 2025	\$150.50	99
December 2024	\$165.64	53
November 2024	\$133.64	67
October 2024	\$162.17	77
September 2024	\$157.90	55
August 2024	\$150.40	68
<b>Total</b>	<b>\$147.93</b>	<b>432</b>



### Solar Plus Storage Systems - Leased Systems

Type of Tariff	Average Cost per Month	Projects
<b>Netting Tariff</b>	<b>\$241.59</b>	<b>7</b>
January 2025	\$221.84	2
November 2024	\$225.62	4
August 2024	\$345.00	1
<b>Total</b>	<b>\$241.59</b>	<b>7</b>



### All Systems - Customer Owned - 25kW or less

Type of Tariff	Distressed Municipality	Low Income	Non EJC
<b>Buy-All Tariff</b>	<b>61.11%</b>	<b>16.67%</b>	<b>22.22%</b>
January 2025	100.00%		
December 2024	100.00%		
November 2024	33.33%		66.67%
October 2024	60.00%	40.00%	
September 2024	33.33%		66.67%
August 2024	50.00%	50.00%	
<b>Netting Tariff</b>	<b>46.68%</b>	<b>4.39%</b>	<b>48.92%</b>
January 2025	45.43%	3.49%	51.08%
December 2024	49.28%	5.80%	44.93%
November 2024	46.99%	5.46%	47.54%
October 2024	44.15%	6.38%	49.47%
September 2024	50.31%	1.89%	47.80%
August 2024	46.39%	4.22%	49.40%
<b>Total</b>	<b>46.90%</b>	<b>4.58%</b>	<b>48.53%</b>

### Underserved Enrollment

Solar Only Systems - Customer Owned - 25kW or less

● Distressed Municipality ● Low Income ● Non EJC

